

You Are There
 **Something Special**

Sung to the tune of "Froggie Went A Courtin'"
Lyrics by Gerri Brioso & Richard Freitas/The Dovetail Group, Inc.

It's very cold where the
mountain goat lives, ah hmm.
It's very cold where the
mountain goat lives, ah hmm.
But he has thick fur to keep him warm,
Even if there's a big snowstorm.
Ah hmm. Ah hmm. Ah hmm.






Lesson 1

What helps animals live in their habitats?

Some animal body parts help animals live in their habitats.

These mountain goats live in a cold habitat. Thick fur helps keep the goats warm.



Hooves



Hooves help the goats climb on the rocks.


Living in the Ocean

This hermit crab lives in the ocean.
This hermit crab lives in a shell.
The hard shell helps keep the
hermit crab safe.

A hermit crab has antennae.

Antennae are feelers.

Antennae help the crab feel,
smell, and taste.



The hermit crab
grew out of its
shell. Another
animal left its
shell. The hermit
crab moved in

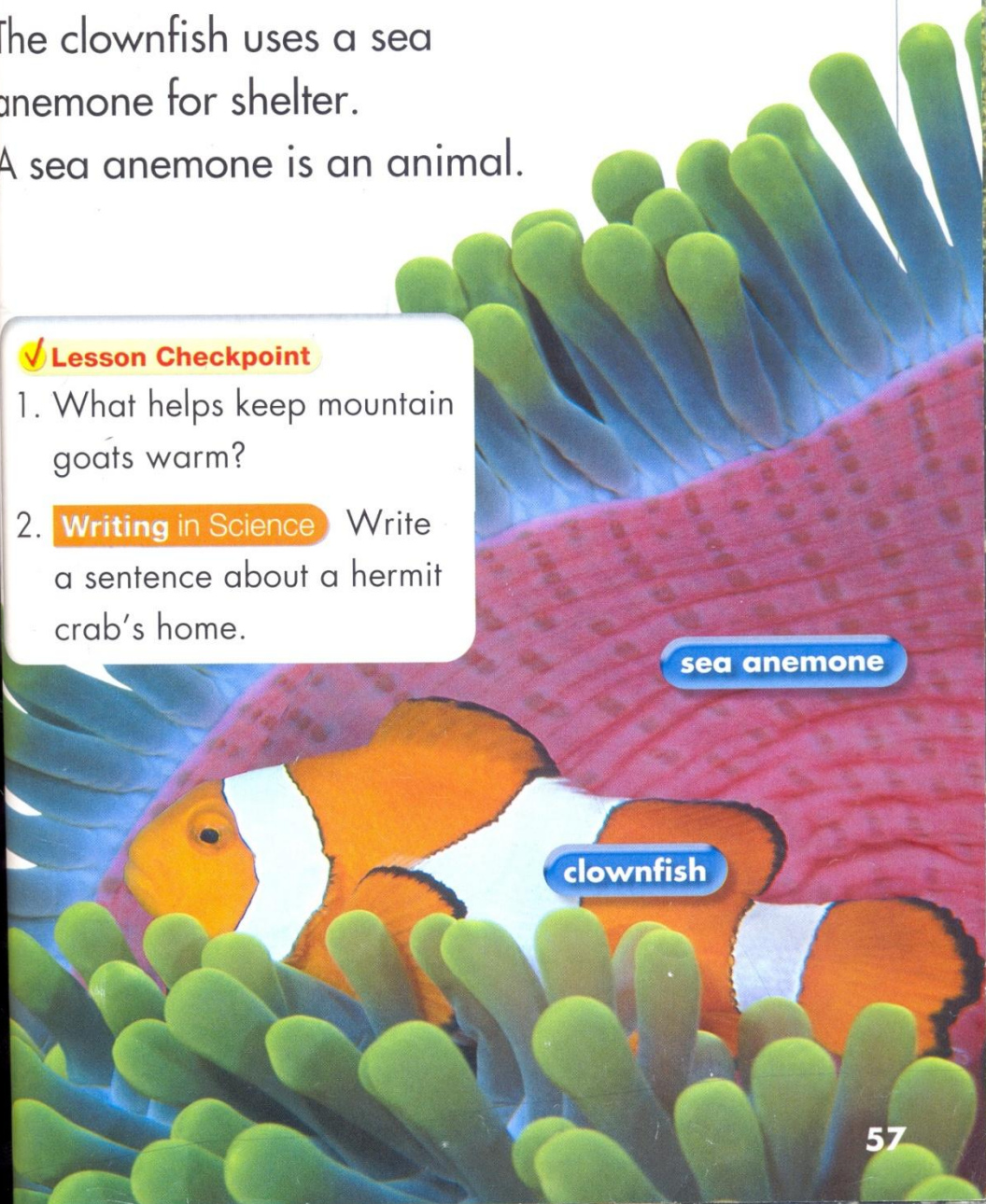
Swish! The clownfish uses fins to swim quickly in the ocean.

The clownfish uses a sea anemone for shelter.

A sea anemone is an animal.

✓ **Lesson Checkpoint**

1. What helps keep mountain goats warm?
2. **Writing in Science** Write a sentence about a hermit crab's home.



sea anemone

clownfish



Lesson 2

How do animals get food?

Animals use parts of their body to get food.

Birds fly to find food.

Birds use wings and feathers to fly.


Birds use beaks to eat food.

Crack! The cardinal's beak breaks seeds.
The owl's sharp beak tears meat.

Cardinal






Owl



Camels live in some deserts.
Food and water can be hard
to find in the desert.

A camel's hump has fat.
The fat helps the camel
live without food and
water for a long time.

1.  **Checkpoint** What part of a camel helps it live in a desert?
2.  How are bird beaks **alike and different?**





Other Ways Animals Get Food

Whoosh! See the lion run. Strong legs help the lion run quickly.

The lion has good eyesight. The lion uses its nose to smell food. The lion's whiskers help it feel things.


The lion tries to catch the zebra.



A lion has long sharp teeth for eating.



A lion catches animals with claws.




Look at the giraffes.
Giraffes have long necks.
Giraffes can reach
the leaves high in the tree.
Giraffes chew the leaves
with their flat teeth.



Giraffes eat leaves.

✓ Lesson Checkpoint

1. What body parts help the lion catch food?
2.  Think about how the lions and giraffes use their teeth. How is the way they use their teeth **alike and different?**

The zebra runs away from the lion.





Lesson 3

What can help protect animals?

Camouflage is a color or shape. Camouflage makes an animal or plant hard to see.


Look at the snowshoe hares.
Camouflage helps protect snowshoe hares.



The hare's fur is brown.
The hare is hard to see
in the woods.





The hare's fur
changes to white.
The hare is hard to
see in the snow.



Can you find the katydid?
Camouflage helps keep the
katydid safe.

The katydid
uses its
antennae to
find its way
in the dark.

Earthworms live underground
where they are away from the
light. Heat and light dry out
worms.

1.  **Checkpoint** How does the hare
stay safe?
2.  How are the katydid and the
hare **alike and different**?



Hiding in the Water


The crocodile lives in the water.

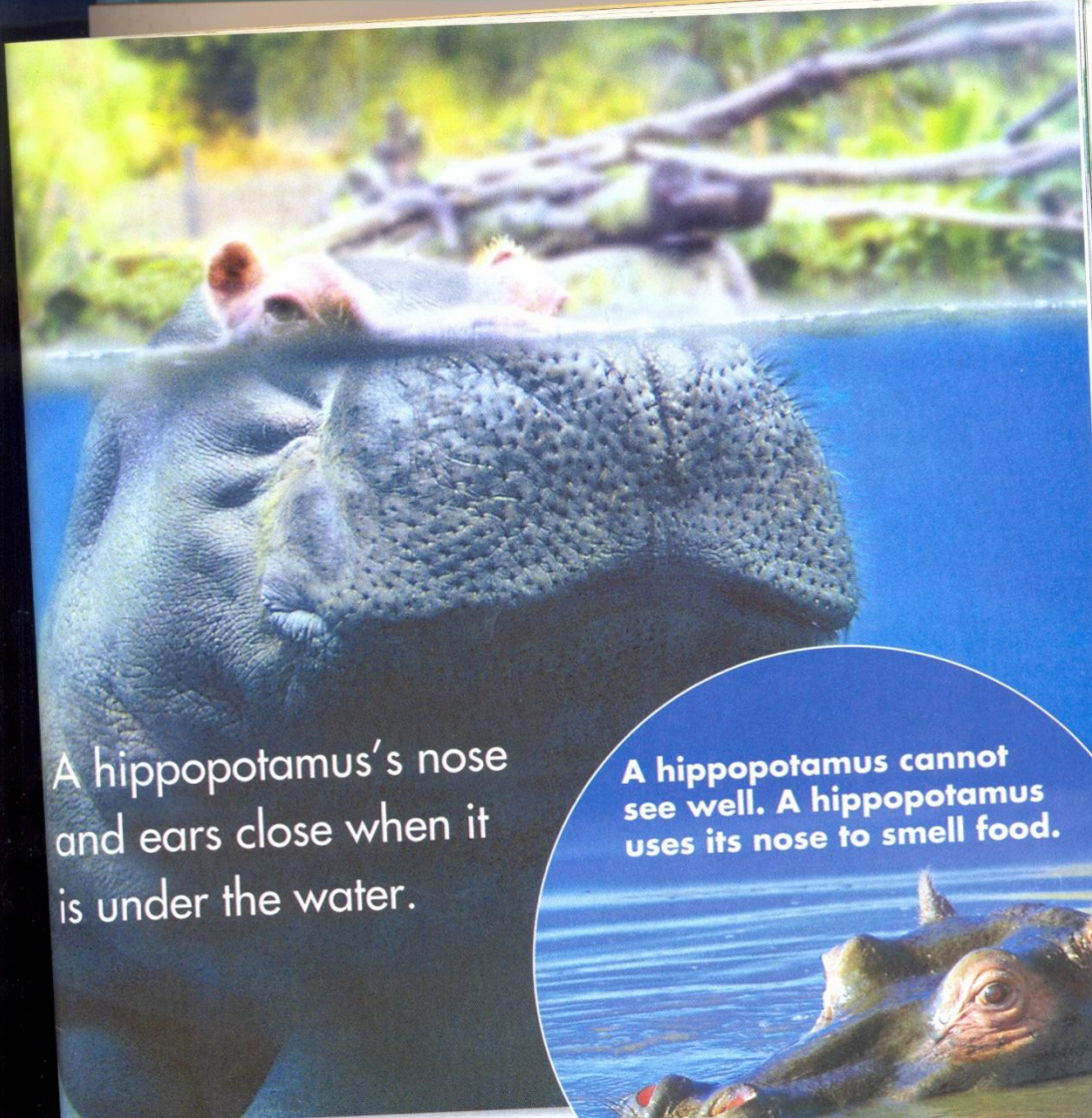
The hippopotamus lives in the water.

The crocodile and the hippopotamus swim with only their eyes above the water. It is hard for other animals to see them.

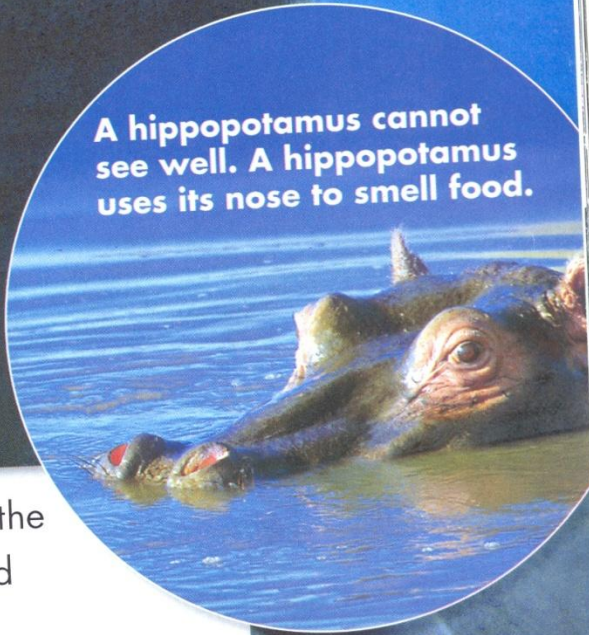


Crocodiles open their eyes under water. Special lids keep their eyes safe.





A hippopotamus's nose and ears close when it is under the water.



A hippopotamus cannot see well. A hippopotamus uses its nose to smell food.

1. **✓ Checkpoint** How are the eyes of the crocodile and the hippopotamus alike?
2. **Writing in Science** Write a sentence about how the nose and ears of the hippopotamus help it live in the water.

Animals Warn of Danger


Danger is near. This deer lifts and waves its white tail. Other deer see this and run.



Kangaroos move their ears to hear sounds all around.



Thump! Danger is near. The kangaroo pounds the ground with its back legs. Other kangaroos hear this and jump away.



A peacock's loud call can mean danger is near.

Screech! Danger is near. The peacock makes a very loud call. Other peacocks know to hide.

✓ Lesson Checkpoint

1. How do deer warn each other of danger?
2. **Technology in Science** What sounds warn people of danger?